

Requirements for shuttle tanker bow loading system design layout and installation

GB/T 1.1—2020

1

1

100,000 T 150,000 T

2

3

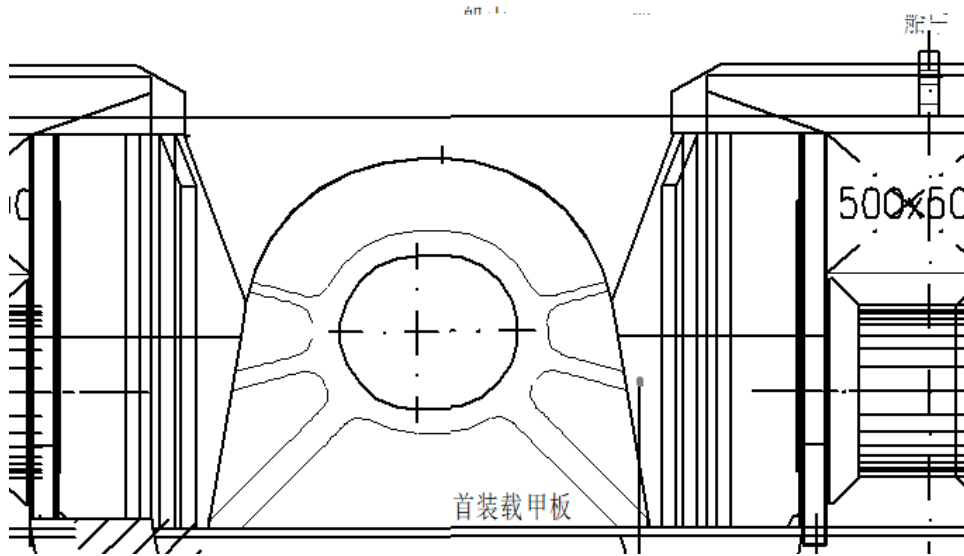
3.1

closed circuit television CCTV

3.2

u





2

5.1.1.4

5.1.2

75 mm

5.1.2.1

5.1.2.2

5.1.2.3

5.1.3

5.1.3.1

500 T

5.1.3.2

76 84 mm

5.1.3.3

30 s

5.1.4

5.1.4.1

900 kN

5.1.4.2

0 100 T

5.1.5

5.1.5.1

25 120 mm

5.1.5.2

(1 2) m/s

5.1.5.3

1

1

	m/min	kN	kN
1	7	700	900
2	0 15	500	
1	14	350	
2	0 40	160	

	50	70	
--	----	----	--

5.1.6

5.1.6.1

0 4 kN

5.1.6.2

5.1.6.3

5.1.7

5.1.7.1

50 kN

5.3.2

5.3.2.1 2

5.3.2.2

5.3.2.3

UPS

5.3.3

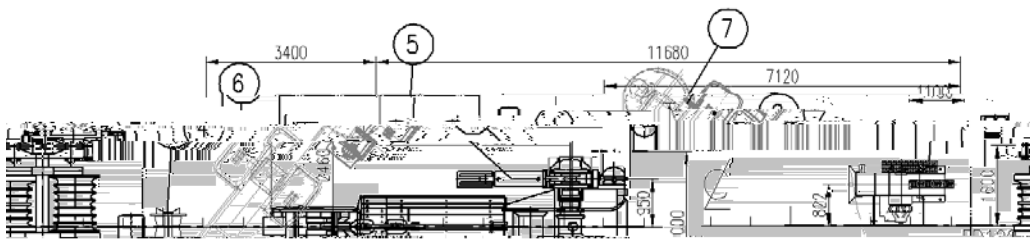
5.3.3.1

5.3.3.2 30 min

6

6.1

6.1.1 3



1. 2. 3. 4.

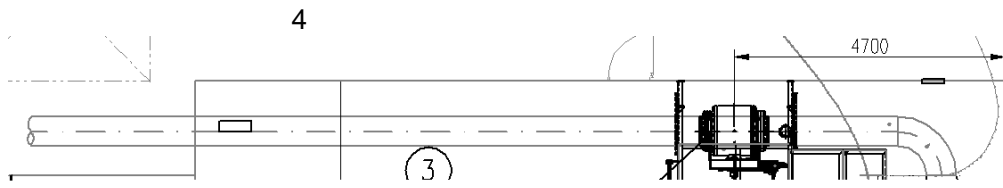
5. 6. 7. 8.

3

6.1.2

6.2

6.2.1



1. ;2. 3. 4.

4

6.2.2

6.2.3

25°

50v

25v

6.2.4

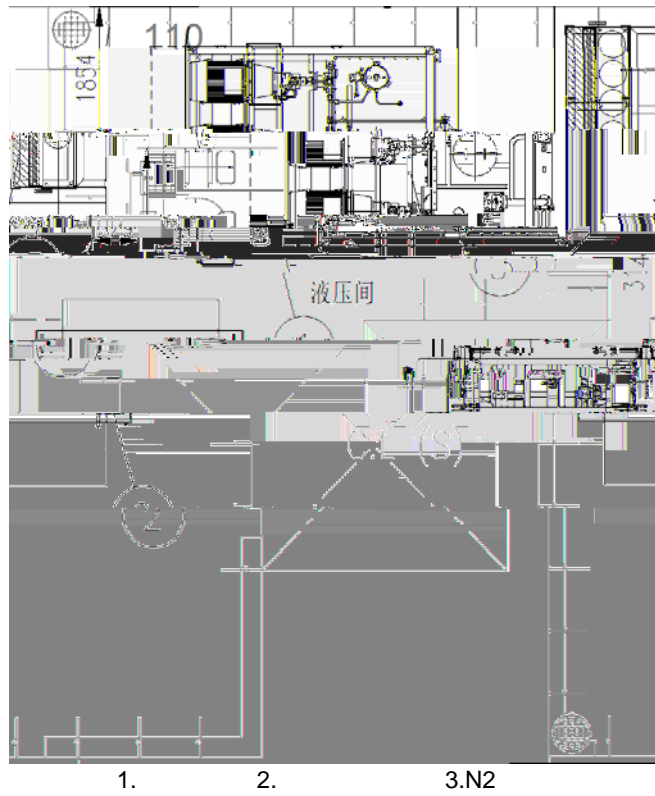
6.2.5

6.2.6

6.3

6.3.1

5



5

6.3.2

6.4

6.4.1

6.4.2

6.5

6.5.1

A60  
45° 1000 mm

A60

6.5.1

\_ æ

6.7.2								
6.7.3			15					
6.7.4								
6.8								
6.8.1								
6.8.2		75 mm						
6.8.3								
6.8.4		/						
6.9								
6.9.1								
6.9.1.1						250 kg.f/cm <sup>2</sup>		
	315 kg.f/cm <sup>2</sup>		(20 30) kg.f/cm <sup>2</sup>					
6.9.1.2		2	100%					
6.9.1.3		1	3			200 mm		
6.9.1.4		1				300 L/min		
	0.9 bar		6.9 bar					
6.9.1.5		1		2400W	440V		750mm	
6.9.1.6		1				2 bar		
6.9.1.7								
6.9.1.8								
6.9.2								
6.9.2.1								
6.9.2.2								7.5 min
6.10								
6.10.1								
6.10.2								
6.10.3								
6.11								
6.11.1								
6.11.1.1								
6.11.1.2		2		2		2		
6.11.1.3								
6.11.2								
6.11.2.1	X8• u FNiG, +bÂ"J%ÄÖ#580 (X0@)u"8—@Y 0"¶kâC93i´,i \$ Ã´? MÔj Ä´;ÜLBK.@„½Á i}Í%							

6.11.4 CCTV

6.11.4.1

6.11.4.2

8• u }5ž 18•zÀ•YáÂcîQ\$@õñ@×S@óóALC rÓûbDc•Etíc --½Í ò &•{TÃ LtF =Ñ 9F01.4.2